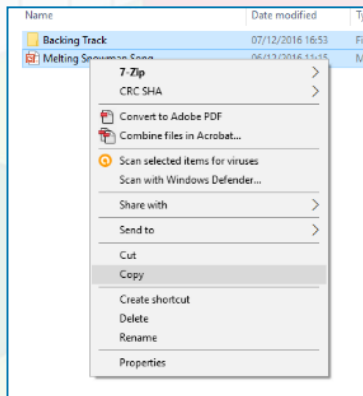
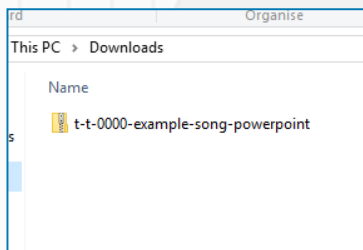
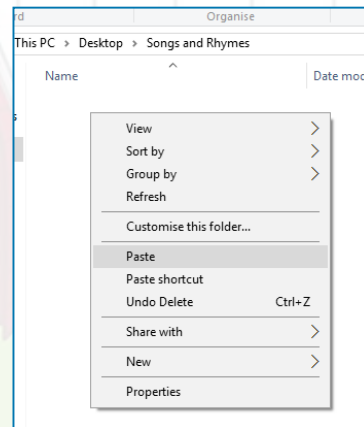


# Guidance for Video/Audio in PowerPoints

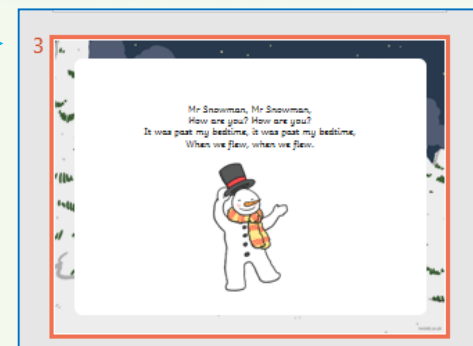
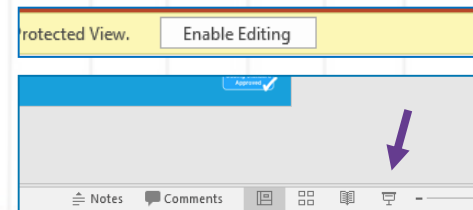
1. Open the folder and copy all the files.



2. Paste the copied files into a new folder.



3. Open the PowerPoint file, enable editing and enter presentation mode (start the slide show).



Please note the embedded audio may not be compatible with early versions of PowerPoint.

You may wish to delete this slide before beginning the presentation.




Adding -s and -es

# The Surprise





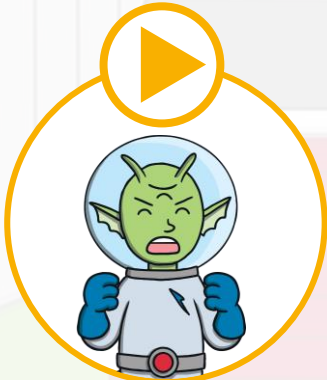



Let's revisit last week's focus words...



I'll say them and you write them down!

# Revisit and Review



Here are this week's focus words for reading...

scissors

castle





# Tricky Word Diary

It is the start of the Summer Holidays, and Kit and Sam are looking for things to play. Can you spot the words 'scissors' and 'castle'?






T

S

Today, we are learning to read words that contain **-s** saying **-es**.








It was the start of the summer holidays and Kit and Sam were looking forward to having the whole of August off school. “It’s so exciting,” grinned Sam. “I wonder what we’ll do!”

Kit and Sam could hear their Mum inside, talking to someone on the phone. She sounded very excited and was talking very fast. "Who do you think that is?" asked Kit. "Hmm, I'm not sure. Mum will probably tell us soon enough," replied Sam.



Mum appeared in the back garden. “You need to pack some suitcases quickly,” she said with a grin. Kit and Sam looked puzzled. “You remember that Grandma Dadi and Grandpa Dada are going to India to meet baby Diya? Well, your Dad has managed to get us last minute tickets on the same flight! We leave tomorrow.”



-s and -es can be added to make a noun plural. This means that there is more than one. Let's try these examples together:

car



cars



Ensure children understand the definition of 'plural', which means more than one item or living thing. The examples will help to illustrate this.



Click me for Kit's teaching tips!



Kit and Sam are packing their suitcases. Read some of the plural nouns ending in **-s** and **-es**.



Early in Level 6, children will learn how to add **-es** to words which end in **'y'**. For example, **'spy'** becomes **'spies'** or **'carry'** becomes **'carries'**.



Click me for Kit's teaching tips!





flip-flops



hats



brushes



sunglasses



dresses



shorts



books

Kit, Sam, Mum and Dad are all frantically trying to pack their suitcases. Can you choose the correct word to describe what they are packing?

Hint: One word will be plural and the other word will be single!





**jumper**

**jumpers**



**sock**

**socks**



**dresses**

**dress**





That evening, Grandma Dadi and Grandpa Dada came over to discuss the plan with the family. Kit and Sam were very excited as they had heard their Grandparents talk so much about the places that they grew up.



Kit and Sam were bursting with questions. “What places will we visit?” asked Sam.

“Will we eat different kinds of food?” asked Kit.

“You are so impatient,” laughed Grandma. “You’ll find out soon enough.”

# Sentence Time

What does Dad suggest that Kit and Sam should do?



“Books and websites might  
provide you with some clues.”



Sound Buttons On/Off

Show







Kit and Sam could not sleep that evening. Their heads were full of thoughts about their upcoming adventure. "I'd love to visit some temples," said Kit. "We were learning about them in school." "I think that I would like to ride in an auto-rickshaw," said Sam. "Grandpa Dada was talking about them. They sound cool!"





“We should get some sleep,” yawned Kit.

“Yes,” replied Sam. “We have got a long way to travel tomorrow. Over eight-thousand kilometres!”

“Clever clogs,” laughed Kit. “Sleep well!”

**Today, we have learnt...**

**Adding  
-s and -es**

The adventure continues next lesson!

